



**YDF VALVE (SHANGHAI) CO., LTD**

Add: Room19-A2, V-capital, No. 333 Xianxia Road,  
Changning District, Shanghai, China, 200336  
Tel: +86-21-60837322  
Fax: +86-21-60837329  
E-mail: ydf@ydfchina.com

# Cast Iron Gate Valves

DIN Standard

Your Partner of Flow Control System



Gate, Globe, Check Valves



Floating Ball Valve  
Trunnion Mounted Ball Valve



Butterfly Valve  
The Others Valve

## Table of Contents

- Introduction.....1
- Certification.....1
- Cast Iron Gate Valve Series
- NRS Soft Seated DIN3352-F4
- FX001(A).....2
- NRS Soft Seated DIN3352-F4
- FX001(B).....2
- NRS Soft Seated DIN3352-F5
- FX002(A).....3
- NRS Soft Seated DIN3352-F5
- FX002(B).....3
- NRS Metal Seated DIN3352-F4
- FX010.....4
- NRS Metal Seated DIN3352-F5
- FX011.....4
- OS&Y Metal Seated DIN3352-F4
- FX014.....5
- OS&Y Soft Seated DIN3352-F4
- FX008.....5
- NRS Socket End Soft Seated
- FX007.....6



### Your Partner of Flow Control System

As one of the leading valve manufacturers in China, YDF specializes in the development of innovative design, through intensive R&D programs and a commitment to be a good partner of flow control system.

YDF's main product lines include Ball, Gate, Globe, Check, butterfly and Power Station valves. These products have been widely used throughout the world in Oil, Gas, Chemical, Refining, PowerGeneration, Marine and Pipeline Transmission industrial application.

### YDF's Facilities

YDF's head office is located in Shanghai, two valve factories are located in Yangcheng, Jiangsu Province, one JV foundry is located in Binhai, Jiangsu Province. All the facilities are linked by an intranet system of over 200 computers, based on the ERP system connecting engineering to the Machining center, CNC, Bar-code warehouse system. In-house testing capacities include high pressuregas, cryogenic, high temperature, fugitive emission, live testing etc.

### Quality Assurance

YDF's quality assurance is dedicated to supply zero defect valves to customers with reliable service life. YDF has been certified with ISO9001, ISO14001, OASHS18001, CE/PED, API6A, API6D, ABS and API607/6FA fire safe approvals.



Head Office



GGC Valve Plant



Ball Valve Plant



Foundry

## Certification

The image displays a collection of certification certificates from various international organizations. Visible certificates include:
 

- API6D**: Certificate of Authority to Issue the Official API Management System.
- ISO 14001**: Environmental Management System Certificate issued by BCC.
- ISO 9001**: Quality Management System Certificate issued by BCC.
- DHSAS 18001**: Certificate of Occupational Health and Safety Management System issued by BCC.
- API 607**: Certificate for fire safe valves.
- API 6FA**: Certificate for fire safe valves.
- ABS**: American Bureau of Shipping certification.
- PED**: Pressure Equipment Directive certification.
- CE**: European Conformity certification.

## Non rising stem resilient soft seated gate valves DIN 3352-F4

ART NO. FX001 (A)

### Application

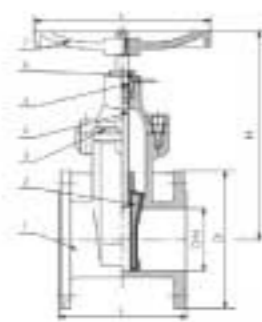
- 1 Face to face is according to DIN3202-F4
- 2 Flange drilled is according to DIN2532/2533/2501

### Test

Working pressure	PN10	PN16
Shell pressure	1.5MPa	2.4MPa
Seat pressure	1.1MPa	1.76MPa

### Components

Body	Ductile iron
Disc	Ductile iron with NBR/EPDM/FPM
Bonnet	Ductile iron
Stem	Stainless steel
O-ring	NBR
Nut	Brass
Hand wheel	Ductile iron



### Dimensions

unit:mm

DN	40	50	65	80	100	125	150	200	250	300	350	400	500
L	140	150	170	180	190	200	210	230	250	270	290	310	350
H	255	247	276	293	334	448	448	549	617	724	830	890	1000
D(PM10)	150	165	185	200	220	250	285	340	395	445	505	565	670
D(PN16)	150	165	185	200	220	250	285	340	405	460	520	580	715
C	160	180	180	200	250	280	280	340	340	400	450	450	600

## Non rising stem resilient soft seated gate valves DIN 3352-F4

ART NO. FX001 (B)

### Application

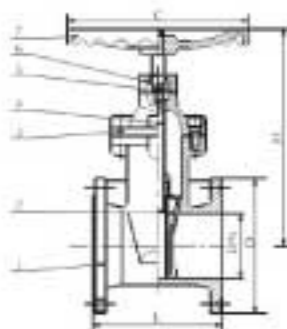
- 1 Face to face is according to DIN3202-F4
- 2 Flange drilled is according to DIN2532/2533/2501

### Test

Working pressure	PN10	PN16
Shell pressure	1.5MPa	2.4MPa
Seat pressure	1.1MPa	1.76MPa

### Components

Body	Ductile iron
Disc	Ductile iron with NBR/EPDM/FPM
Bonnet	Ductile iron
Stem	Stainless steel
O-ring	NBR
Gland	Ductile iron
Hand wheel	Ductile iron



### Dimensions

unit:mm

DN	40	50	65	80	100	125	150	200	250	300	350	400	500
L	140	150	170	180	190	200	210	230	250	270	290	310	350
H	255	247	276	293	334	448	448	549	617	724	830	890	1000
D(PM10)	150	165	185	200	220	250	285	340	395	445	505	565	670
D(PN16)	150	165	185	200	220	250	285	340	405	460	520	580	715
C	160	180	180	200	250	280	280	340	340	400	450	450	600

## Non-rising stem resilient soft seated gate valves DIN 3352-F5

ART NO. FX002(A)

### Application

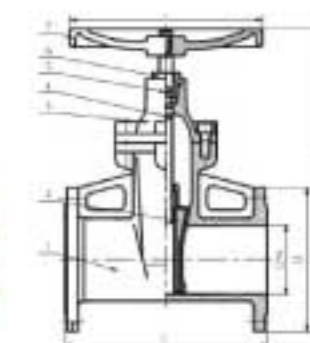
- 1 Face to face is according to DIN3202-F5
- 2 Flange drilled is according to DIN2532/2533/2501

### Test

Working pressure	PN10	PN16
Shell pressure	1.5MPa	2.4MPa
Seat pressure	1.1MPa	1.76MPa

### Components

Body	Ductile iron
Disc	Ductile iron with NBR/EPDM/FPM
Bonnet	Ductile iron
Stem	Stainless steel
O-ring	NBR
Nut	Brass
Hand wheel	Ductile iron



### Dimensions

unit:mm

DN	40	50	65	80	100	125	150	200	250	300	350	400	500
L	240	250	270	280	300	325	350	400	450	500	550	600	700
H	255	255	284	301	341	454	454	522	624	714	830	890	1000
D(PM10)	150	165	185	200	220	250	285	340	395	445	505	565	670
D(PN16)	150	165	185	200	220	250	285	340	405	460	520	580	715
C	160	180	180	200	250	280	280	340	340	400	450	450	600

## Non-rising stem resilient soft seated gate valves DIN 3352-F5

ART NO. FX002(B)

### Application

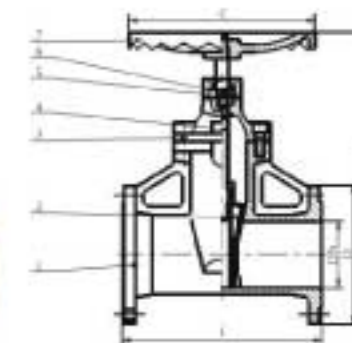
- 1 Face to face is according to DIN3202-F5
- 2 Flange drilled is according to DIN2532/2533/2501

### Test

Working pressure	PN10	PN16
Shell pressure	1.5MPa	2.4MPa
Seat pressure	1.1MPa	1.76MPa

### Components

Body	Ductile iron
Disc	Ductile iron with NBR/EPDM/FPM
Bonnet	Ductile iron
Stem	Stainless steel
O-ring	NBR
Gland	Ductile iron
Hand wheel	Ductile iron



### Dimensions

unit:mm

DN	40	50	65	80	100	125	150	200	250	300	350	400	500
L	240	250	270	280	300	325	350	400	450	500	550	600	700
H	255	255	284	301	341	454	454	522	624	714	830	890	1000
D(PM10)	150	165	185	200	220	250	285	340	395	445	505	565	670
D(PN16)	150	165	185	200	220	250	285	340	405	460	520	580	715
C	160	180	180	200	250	280	280	340	340	400	450	450	600

## Non-rising stem metal seated gate valves DIN 3352-F4

ART NO. FX010

### Application


- 1 Face to face is according to DIN 3202-F4
- 2 Flange drilled is according to DIN 2532/2533/2501
- 3 Nominal pressure PN10/PN16

### Test

Working pressure	PN10	PN16
Shell pressure	1.5MPa	2.4MPa
Seat pressure	1.1MPa	1.76MPa

### Components

Body	Cast iron or Ductile iron
Disc	Cast iron or Ductile iron
Bonnet	Brass/Bronze
Stem	Stainless steel
Bonnet	Cast iron or Ductile iron
O-ring	NBR
Hand wheel	Cast iron or Ductile iron



### Dimensions

unit:mm

DN	40	50	65	80	100	125	150	200	250	300
L	140	150	170	180	190	200	210	230	250	270
H	276	296	330	343	372	463	480	603	729	774
C	160	180	180	200	250	280	280	340	340	400
D(PN10)	150	165	185	200	220	250	285	340	395	445
D(PN16)	150	165	185	200	220	250	285	340	405	460

## Non-rising stem metal seated gate valves DIN 3352-F5

ART NO. FX011

### Application

- 1 Face to face is according to DIN 3202-F5
- 2 Flange drilled is according to DIN 2532/2533/2501
- 3 Nominal pressure PN10/PN16

### Test

Working pressure	PN10	PN16
Shell pressure	1.5MPa	2.4MPa
Seat pressure	1.1MPa	1.76MPa

### Components

Body	Cast iron or Ductile iron
Disc	Cast iron or Ductile iron
Seat	Brass/Bronze
Stem	Stainless steel
Bonnet	Cast iron or Ductile iron
Hand wheel	Cast iron or Ductile iron



### Dimensions

unit:mm

DN	40	50	65	80	100	125	150	200	250	300
L	240	250	270	280	300	325	350	400	450	500
H	276	296	330	343	372	463	480	603	729	774
C	160	180	180	200	250	280	280	340	340	400
D(PN10)	150	165	185	200	220	250	285	340	395	445
D(PN16)	150	165	185	200	220	250	285	340	405	460

## Rising stem metal seated gate valves DIN 3352-F4

ART NO. FX014

### Application

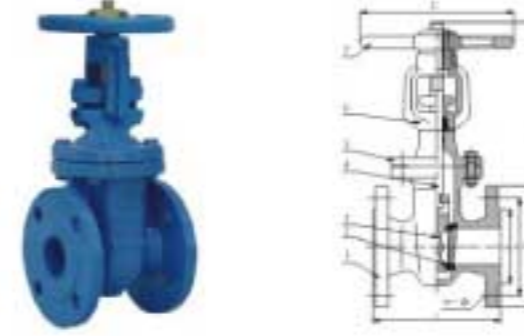
- 1 Face to face is according to DIN 3202-F4
- 2 Flange drilled is according to DIN 2532/2533/2501
- 3 Nominal pressure PN10/PN16

### Test

Working pressure	PN10	PN16
Shell pressure	1.5MPa	2.4MPa
Seat pressure	1.1MPa	1.76MPa

### Components

Body	Cast iron or Ductile iron
Seat ring	Brass/Bronze
Disc	Ductile iron
Stem	Stainless steel
Bonnet	Ductile iron
Yoke	Ductile iron
Hand wheel	Cast iron or Ductile iron



### Dimensions

unit:mm

DN	50	65	80	100	125	150	200	250	300
L	150	170	180	190	200	210	230	250	270
H	395	453	496	566	685	742	961	1138	1266
C	178	178	203	254	254	305	356	405	457
D(PN10)	165	185	200	220	250	285	340	395	445
D(PN16)	165	185	200	220	250	285	340	405	460

## Rising stem resilient soft seated gate valves DIN 3352-F4

ART NO. FX008

### Application


- 1 Face to face is according to DIN3202-F4
- 2 Flange drilled is according to DIN2532/2533/2501

### Test

Working pressure	PN10	PN16
Shell pressure	1.5MPa	2.4MPa
Seat pressure	1.1MPa	1.76MPa

### Components

Body	Ductile iron
Disc	Ductile iron with NBR/EPDM/FPM
Bonnet	Ductile iron
Gland	Ductile iron
Stem	Ss416
Nut	Brass
Hand wheel	Ductile iron



### Dimensions

unit:mm

DN	50	65	80	100	125	150	200	250	300
L	150	170	180	190	200	210	230	250	270
H	337	375	418	497	641	641	783	889	1053
H (Full open)	387	440	498	579	766	791	983	1149	1353
D (PN10)	165	185	200	220	250	285	340	395	445
D (PN16)	165	185	200	220	250	285	340	405	460
C	178	178	203	254	254	305	356	405	457

Gate valve socket end non rising stem, PN10/PN16, resilient soft seated

ART NO. FX007

**Design**

Face to face is according to BS, DIN, ANSI, AWWA  
SABS standard etc.

**Test**

Working pressure	PN10	PN16
Shell pressure	1.5MPa	2.4MPa
Seat pressure	1.1MPa	1.76MPa

**Material**

Body	Ductile iron
Bonnet	Ductile iron
Wedge	Ductile iron with NBR/EPDM/FPM
Stem	Stainless steel



**Dimensions**

Size(DN)	40	50	65	80	100	125	150	200	250	300	unit:mm
L	240	250	270	280	300	325	350	400	450	500	
H	245	278	302	330	337	430	497	600	711	796	

\* Dimension of "L" can be design acc to buyer's request.

**Quality Policy**

- Stressing Management
- Ensuring the Product Quality
- Developing New Product
- Perfecting The Service
- Continual Improvement
- Meeting The Customer's Requirements

**Quality Objective**

1. Establishing the quality system according to the International standards. Perfecting the quality system. Guaranteeing the quality. Improving the management.
2. Attaching Primary importance to quality. The rate of qualified finished product is over 98%.
3. Aspiring adopt advanced scientific technology. Expanding the market share.
4. The Customer Satisfaction Degree is over 98%.